





18 4x100m Medley Men Final



Official

Rank	Competitor	Age	Club	RT	PTS	Result
1	Swimming New So...	24	Swimming New South Wales Aus	0.54		3:33.60 Entry: 3:46.62 -13.02
	Alex Quach (V)	24 (0.54)	11.87	24.47	37.52	51.00
	Christopher Montana (V)	15 (0.33)	12.49	28.07	44.05	1:00.68
	Oscar Kreutzberger (V)	18 (0.43)	11.37	25.39	39.75	54.32
	Thomas Robinson (V)	22 (0.15)	10.35	22.38	34.92	47.60
2	Coast Swimming Cl...	20	Coast Swimming Club	0.66		3:33.76 Entry: 3:45.09 -11.33
	Jasper Cornish	19 (0.66)	12.20	25.18	39.02	52.80
	Hara Hughes	19 (0.20)	12.18	27.30	42.80	59.40
	Sam Kenny	20 (0.24)	10.85	24.53	38.53	53.23
	Igor Russanov	18 (0.19)	10.22	22.53	35.45	48.33
3	North Shore Swim...	24	North Shore Swimming Club	0.64		3:41.36 Entry: 3:42.21 -0.85
	Samuel Poching	22 (0.64)	12.91	26.41	40.37	54.43
	Nicholas Cowen	18 (0.04)	12.46	28.14	44.46	1:01.33
	Jacob Humphries	16 (0.37)	11.22	24.87	39.57	55.08
	Louis Clark	24 (0.40)	11.31	24.22	37.55	50.52
4	South Australia A	20	South Australia	0.56		3:43.96 Entry: 3:37.71 +6.25
	Noah Pronk (V)	19 (0.56)	13.04	27.01	41.75	56.23
	Harrison Biddell (V)	20 (0.47)	12.59	27.82	43.62	59.97
	Oscar Dingwall (V)	16 (0.48)	11.55	25.62	40.89	56.65
	Fred Hassell (V)	16 (0.40)	11.09	23.86	37.41	51.11
5	United Swimming C...	30	United Swimming Club	0.69		3:45.50 Entry: 3:20.79 +24.71
	Cameron Gray	22 (0.69)	12.46	25.79	39.73	53.30
	Mohamed Masoud	30 (0.25)	13.33	30.15	47.80	1:06.10
	MacAllister Clark	23 (0.20)	10.95	24.95	39.41	54.38
	Fraser Walker	17 (0.31)	11.23	24.48	38.17	51.72
6	North Shore Swim...	22	North Shore Swimming Club	0.58		3:46.18 Entry: 3:45.15 +1.03
	John Quirk	22 (0.58)	13.07	26.87	41.72	56.81
	Danny Sun	15 (0.39)	13.17	28.79	45.50	1:03.07
	Henry Williams	22 (0.35)	11.14	25.00	40.13	55.50
	Nemanja Markovic	17 (0.17)	10.84	23.75	37.49	50.80
7	Wharenui Swim Clu...	30	Wharenui Swim Club	0.55		3:46.30 Entry: 3:57.53 -11.23
	Harrison James	18 (0.55)	12.83	26.51	40.82	54.99
	Joel Verran	19 (0.34)	13.08	29.55	46.84	1:04.95
	William Campbell	30 (0.40)	11.48	25.64	40.39	55.81
	Luke Manderson	16 (0.26)	11.07	23.79	37.13	50.55
8	Coast Swimming Cl...	21	Coast Swimming Club	0.62		3:48.21 Entry: 3:49.72 -1.51



Kase Glintmeyer	14	(0.62)	13.50	28.03	43.37	59.09
59.09						
Sam Brown	21	(0.26)	12.51	28.32	44.41	1:01.07
2:00.16						
William Delamare	17	(0.41)	11.77	26.09	41.46	57.28
2:57.44						
Brendan Visser	19	(0.51)	11.27	24.04	37.55	50.77
3:48.21						



9	 Nga Tai Tuatea a Ta...	22	 Nga Tai Tuatea a Taraika Swimm	0.53	3:50.75 Entry: 3:51.25 -0.50		
	Alessandro Esposito	21	(0.53)	12.58	26.32	40.58	55.08
	55.08						
	Luojingxi Chen	16	(0.33)	13.76	30.01	47.03	1:05.05
	2:00.13						
	Curtis Mellsop	22	(0.46)	12.03	26.39	41.54	57.19
	2:57.32						
	Zachary Alexander	18	(0.30)	11.45	25.12	39.41	53.43
	3:50.75						



10	 Jasi Swim Club A	20	 Jasi Swim Club	0.74	3:57.61 Entry: 3:59.57 -1.96		
	Ethan Cone	20	(0.74)	13.75	28.21	43.45	58.61
	58.61						
	Curtis Shanks	18	(0.35)	14.35	31.23	49.04	1:06.64
	2:05.25						
	Nico Solodi	19	(0.52)	12.02	26.55	42.01	57.68
	3:02.93						
	Zachary Horton	14	(0.39)	11.97	25.87	40.37	54.68
	3:57.61						

11	 Wharenui Swim Clu...	18	 Wharenui Swim Club	0.53	3:57.68 Entry: 3:53.35 +4.33		
	Tyson Lynch	17	(0.53)	13.52	28.06	43.01	57.99
	57.99						
	Sam McAlister	18	(0.25)	13.67	30.91	48.92	1:07.47
	2:05.46						
	Hylton Stracey	15	(0.53)	12.37	27.12	42.91	59.37
	3:04.83						
	Mun Jager	17	(0.31)	11.40	24.85	39.04	52.85
	3:57.68						











12	 Tahiti A	19	 Tahiti	0.59	3:58.52 Entry: 4:00.00 -1.48		
	Sosthene Videau (V)	18	(0.59)	13.22	27.36	42.20	56.95
	56.95						
	Nael Roux (V)	19	(0.51)	13.52	29.52	45.87	1:03.02
	1:59.97						
	Naherehau Yun Teauroa (V)	13	(0.44)	12.94	28.47	45.11	1:02.87
	3:02.84						
	Toahei Tihoni (V)	14	(0.31)	12.07	25.77	40.70	55.68
	3:58.52						

13	 St Paul's Swimming...	17	 St Paul's Swimming Club	0.59	3:58.62 Entry: 4:08.14 -9.52		
	Caign Boonen	17	(0.59)	13.43	27.87	42.86	57.87
	57.87						
	John Park	17	(0.38)	13.48	29.91	46.71	1:04.23
	2:02.10						
	Max Cryer	15	(0.36)	13.05	29.12	45.26	1:01.96
	3:04.06						
	Lachlan Collins	15	(0.19)	12.12	26.05	40.58	54.56
	3:58.62						

14	 UWA-West Coast S...	21	 UWA-West Coast Swimming Club	0.69	3:58.69 Entry: 4:01.20 -2.51		
	Mitchell Lourey (V)	18	(0.69)	13.87	28.90	43.89	58.59
	58.59						
	Lucas Wilson (V)	21	(0.50)	13.85	31.30	49.06	1:07.69
	2:06.28						
	Jonathon Morphet (V)	19	(0.39)	12.71	27.68	43.38	59.88
	3:06.16						
	Jake Foster (V)	17	(0.55)	11.93	25.47	39.16	52.53
	3:58.69						

15	 Hamilton Aquatics A	18	 Hamilton Aquatics	0.66	3:59.88 Entry: 4:02.75 -2.87		
	Ethan MacDonald	18	(0.66)	13.07	27.10	41.63	55.68
	55.68						
	Orlando Hardie	17	(0.46)	13.16	29.51	46.38	1:04.33
	2:00.01						
	Isaac Wren	15	(0.54)	13.27	29.09	45.62	1:02.45
	3:02.46						
	Ari Narayan	16	(0.17)	13.00	27.75	42.73	57.42
	3:59.88						

16	 Howick Pakuranga A	17	 Howick Pakuranga	0.61	4:04.30 Entry: 3:59.55 +4.75		
	Samuel Asiata	17	(0.61)	13.98	29.09	44.78	1:00.49
	1:00.49						
	Rick Zhao	15	(0.42)	14.01	30.85	48.09	1:06.05
	2:06.54						
	Veeran Reddy	17	(0.70)	12.36	27.91	44.62	1:02.85
	3:09.39						
	Aidan Taylor	16	(0.51)	12.20	25.89	40.41	54.91
	4:04.30						

17	 Pirates Swim Team A	18	 Pirates Swim Team	0.70	4:09.77 Entry: 4:07.10 +2.67
	Alexander McElrea 1:04.36	14 (0.70)	15.63 31.34 48.03 1:04.36		
	Ewan O'Connor-Close 2:16.73	16 (0.40)	14.65 32.80 52.15 1:12.37		
	Declan Broadfoot 3:16.10	15 (0.17)	12.05 27.22 42.98 59.37		
	Ionatana BakerSefo 4:09.77	18 (0.35)	11.71 25.18 39.41 53.67		
18	 Aquagym Swimmin...	16	 Aquagym Swimming Club	0.65	4:10.65 Entry: 4:11.47 -0.82
	Alex Gibson 1:01.35	16 (0.65)	13.90 29.13 45.27 1:01.35		
	William Callow 2:14.72	14 (0.48)	15.78 34.67 54.12 1:13.37		
	Luke Thompson 3:16.57	15 (0.06)	12.58 28.52 44.66 1:01.85		
	Thomas Cave 4:10.65	15 (0.39)	12.43 25.98 40.12 54.08		
19	 Triton Swim Club A	18	 Triton Swim Club	0.68	4:13.45 Entry: 4:18.09 -4.64
	Taylor Potter 1:05.00	17 (0.68)	15.11 31.41 48.45 1:05.00		
	Harold Yu 2:19.52	14 (0.23)	15.40 34.00 53.74 1:14.52		
	Brian Ren 3:20.99	15 (0.32)	12.26 27.22 43.63 1:01.47		
	Hamish Inwood 4:13.45	18 (0.16)	11.61 25.13 39.01 52.46		
20	 Tawa Swimming Cl...	19	 Tawa Swimming Club	0.72	4:14.77 Entry: 4:25.60 -10.83
	Eli Adams 1:04.17	19 (0.72)	15.00 30.99 47.80 1:04.17		
	Justin Zhang 2:13.02	15 (0.43)	14.59 31.72 49.92 1:08.85		
	Josh Schlagowski 3:17.75	15 (0.41)	12.90 29.53 46.77 1:04.73		
	Rhyan Yan 4:14.77	15 (0.24)	12.52 26.84 41.84 57.02		
-	 Club 37 A	26	 Club 37	0.68	DSQ
	Ryan Peck DSQ	19 (0.68)			
	Lewis Clareburt	26 (-0.19)			
	Jack Hendy	24 (0.58)			
	Harrison Klouwens	19 (0.29)			